UKNATACO

UK National ATA Carnet Organisation

ATA Carnets – practical guide to digital Carnets

ATA Carnet is an international customs document known as “passport for goods” which permits duty-free temporary admission of commercial samples, goods for trade fairs / exhibitions and professional equipment to over 81 countries and territories around the world.

United Kingdom started digitalising its ATA Carnet procedures in 2021 as part of the global initiative led by the International Chamber of Commerce and the World Customs Organization. HMRC and UKNATACO are currently working on getting the UK ports ready for processing Carnets digitally from **1 June 2026**.

This document provides practical information on how digital Carnets will work.

CONTENTS

1. WHEN WILL DIGITAL CARNETS GO LIVE 3
2. WHAT ARE ADVANTAGES OF DIGITAL CARNETS 3
3. HOW WILL DIGITAL CARNETS WORK 4
4. HOW DO I DOWNLOAD CARNET APP (WALLET) TO MY SMARTPHONE 4
5. HOW DO I DOWNLOAD DIGITAL CARNET TO MY WALLET 5
6. HOW DO I CREATE TRAVELS (DECLARATIONS) IN THE WALLET 5
7. CAN MY SHIPPER CREATE TRAVELS FOR ME 6
8. WEB VERSION OF THE APP (FOR THE FREIGHT FOWARDERS / FREQUENT CARNET USERS) 7
9. HOW DO I USE DIGITAL CARNET WHEN FLYING WITH MY GOODS 8
10. WHERE CAN I SEE DIGITAL TRANSACTIONS PROCESSED BY CUSTOMS 10
11. HOW CAN I TRIAL DIGITAL CARNETS 11
12. WHAT WILL HAPPEN WHEN I TEST DIGITAL CARNETS 11
13. WHAT WILL HAPPEN WHEN DIGITAL CARNETS GO LIVE 12
14. WHERE CAN I GET FURTHER INFORMATION ON ATA CARNETS 14

Document Version: January 2026

1. WHEN WILL DIGITAL CARNETS GO LIVE

UK, EU, Norway and Switzerland will start using digital Carnets on **1 June 2026**.

The remaining countries are expected to complete their transition by 2028

2024/2025

Preparation

- Training Customs
- Getting Ports Ready
- Testing Digital ATA

Digital Carnets are processed for **test purposes only** alongside the paper Carnet

2026/2027

Transition

- **1 June 2026** first block of countries goes live
- UK, EU, Norway and Switzerland

Officers process paper and / or digital Carnet, depending on the country of issue or destination

2028

Digital

- Q1 2028 all countries have completed their transition to eATA
- Paper Carnet can no longer be used (all transactions must be done **electronically**

2. WHAT ARE ADVANTAGES OF DIGITAL CARNETS

- Digital Carnets are safer and more secure than paper documents
- Easier to use than paper Carnet
- Reduced queues at the border
- Reduced financial risks as the document cannot be lost
- Full visibility of where the goods are
- 24/7 worldwide support once it goes live
- Environmentally friendly

Moving to digital Carnets will ease the administrative burden of traditional paper Carnets and will save businesses that export their goods temporarily time and money, whilst also reducing risks and environmental impact.

3. HOW WILL DIGITAL CARNETS WORK

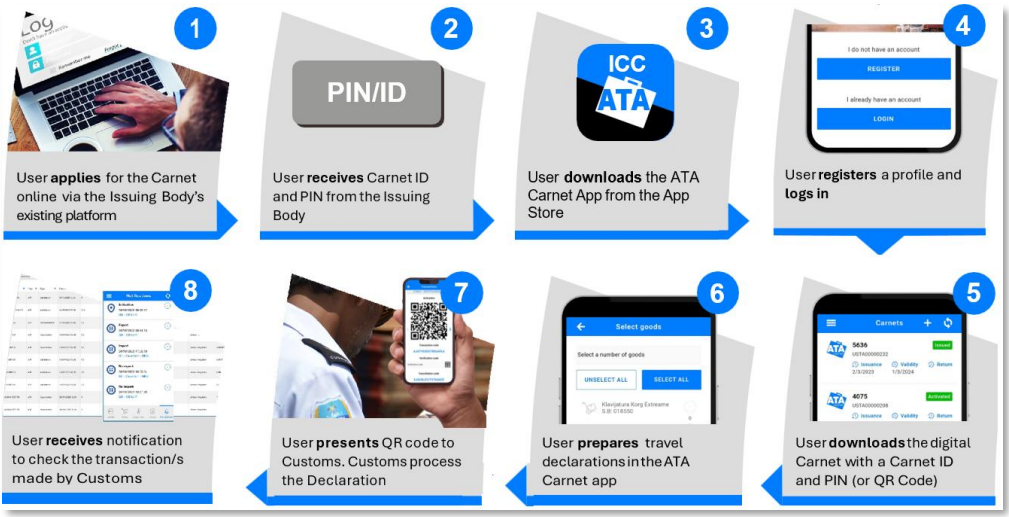

Click here for the [Digital Carnet Video]

4. HOW DO I DOWNLOAD CARNET APP (WALLET) TO MY SMARTPHONE

The app can be downloaded from Google Play Store (android devices) or App Store (iPhone). Search for "ATA Carnet App" and the app will look like this:

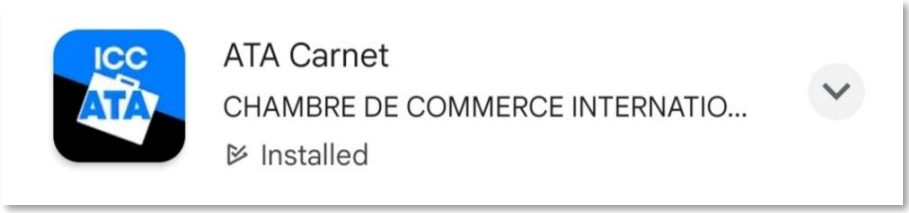

Once you register the App on your smartphone, you'll be able to download digital Carnets to it and create Travels (digital Carnet declarations equivalent to completing a paper Carnet Voucher).

Further instructions on how to use the Carnet App can be obtained here [PDF File] or [Video]

5. HOW DO I DOWNLOAD DIGITAL CARNET TO MY WALLET

- In the issuing system, find the notification containing digital Carnet PIN and QR code and download the Carnet to the Wallet as follows:

1. Log into Carnet Wallet and click on Carnets
2. Click on +
3. Click on barcode to scan QR or type ID and PIN to download Carnet
4. The Carnet is now visible in the Carnets section

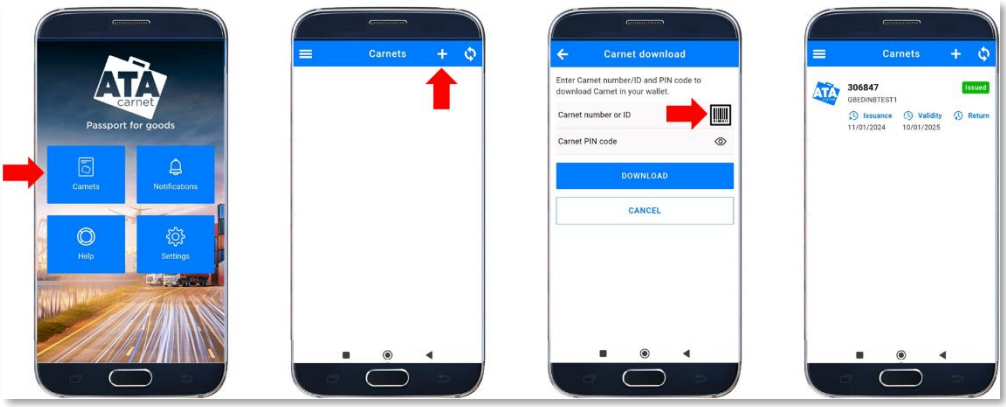

Deleting Carnets from the Wallet – if the Digital Carnet is no longer required, click on it for a couple of seconds and you'll get a pop-up asking you to confirm deletion.

6. HOW DO I CREATE TRAVELS (DECLARATIONS) IN THE WALLET

- Open your Carnet Wallet and take the following steps:

1. Click on "Carnets" icon in the Wallet
2. Click on the Carnet you wish to work on
3. Click on Travels
4. Click on Prepare Travel (or +)

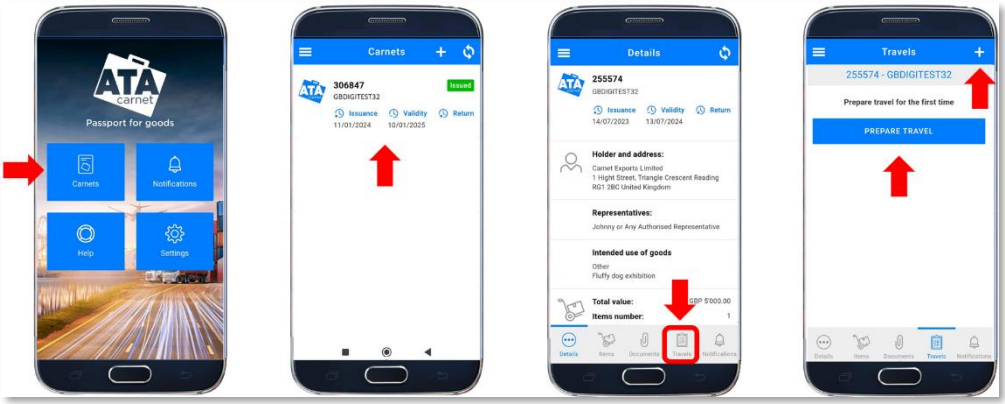

- Complete all the required fields in order to prepare the Customs declaration:

Complete all the fields

Items can be added in three different ways

Click on Save to create the QR code

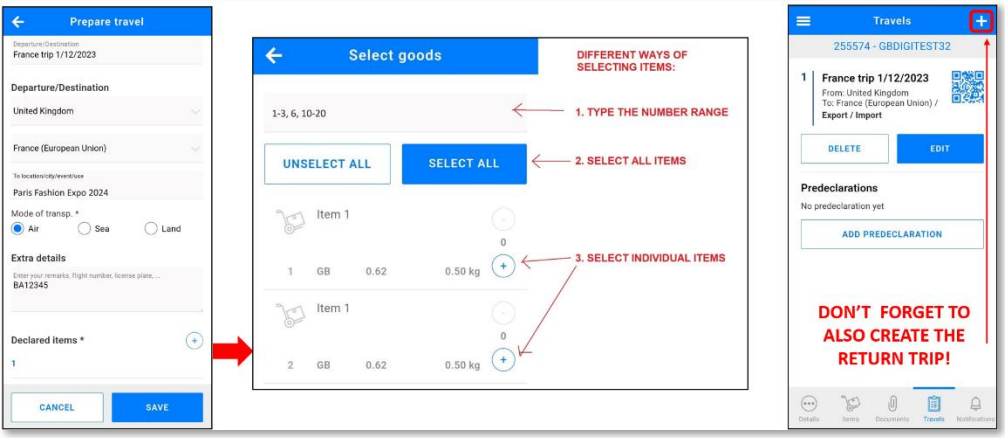

- Declaration is complete once the app creates a QR code
- **Split consignments** require multiple declarations (use item ranges as the reference)

7. CAN MY SHIPPER CREATE TRAVELS FOR ME

There are two ways of handling Travels (declarations):

1. Holder creates Travel and forwards it to the person using the Carnet - using this method ensures that agent can't make any changes or create declarations / Travels:

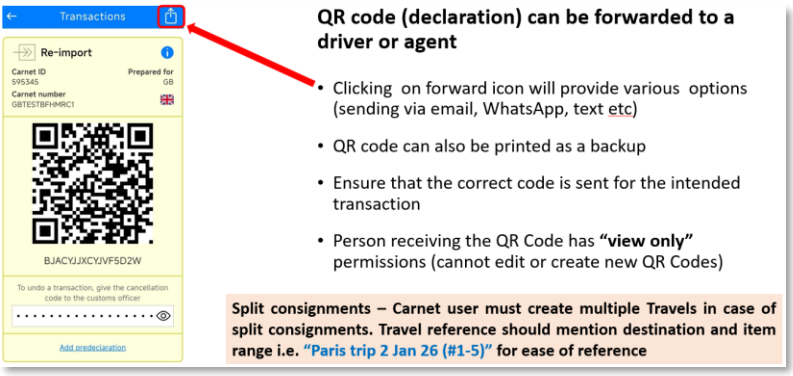

2. Holder sends the PIN or Carnet QR code from the issuing system to the agent to allow them to download digital Carnet to their Wallet. In this case the agent will have the full control of the Carnet and will be able to create Travels to any destination that the Carnet has been issued for. **Note** that the Carnet Holder remains responsible for customs charges even when the agent creates Travels.

8. WEB VERSION OF THE APP (FOR THE FREIGHT FOWARDERS / FREQUENT CARNET USERS)

Click **here** to access ATA Carnet Desktop (ACD)

- ACD is a web-based app that works on the same principle as the ATA Carnet App (allows user to download Carnets, create and share QR codes and monitor Travels)
- Suitable for users handling multiple Carnets in parallel (forwarders etc.)
- Synchronised with the Mobile App to avoid duplication of work (uses the same login credentials as the ACA; all the data is shared across the two apps)

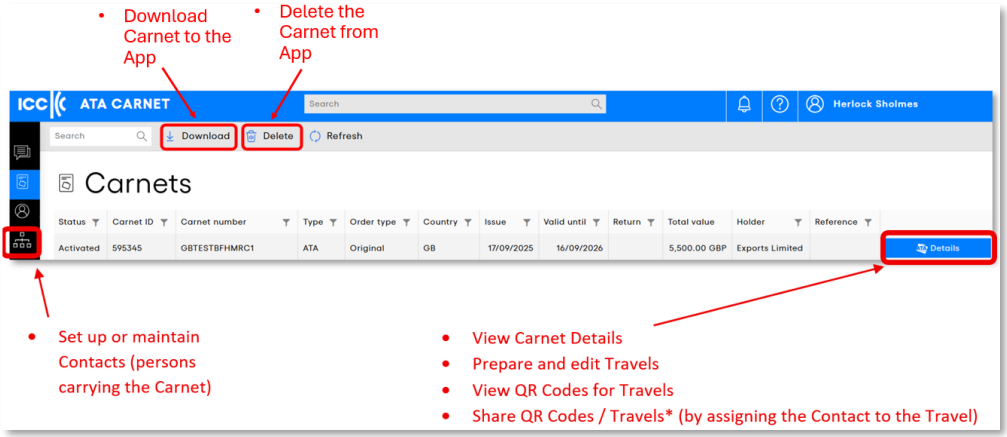

9. HOW DO I USE DIGITAL CARNET WHEN FLYING WITH MY GOODS

On Departure from the UK or Country of Temporary Admission

Find the Commercial Exports area **before** checking your goods in

If Customs are not present, use the Customs Enquiries phone

On Arrival at the Destination (UK or Abroad)

Collect your luggage and go to the Red Channel (Goods to Declare)

If Customs are not present, use the Customs Enquiries phone

Note for the Carnet users DRIVING via the following ports:

Dover (ferry)**, Folkestone** (Euro-Shuttle) – Carnets must be presented at Sevington

Holyhead (ferry) - Carnets must be presented at Holyhead IBF at Parc Cybi

Departing from UK

- Present Validation and Export QRs
- Customs will scan the QR code and process the transaction
- Notification tab will show details of the transaction



Arriving at the destination

- Present Import QR Code
- Customs will scan the QR code and process the transaction
- Notification tab will show details of the transaction

Departing from the Country of Temporary Admission

- Present Re-export QR Code
- Customs will scan the QR code and process the transaction
- Notification tab will show details of the transaction

Returning to UK:

- Present Re-Import QR Code
- UK Customs will scan the QR code and process the transaction
- Notification tab will show details of the transaction



10. WHERE CAN I SEE DIGITAL TRANSACTIONS PROCESSED BY CUSTOMS

Transactions will be visible in the Notifications section of the ATA Carnet Wallet and the issuing system:

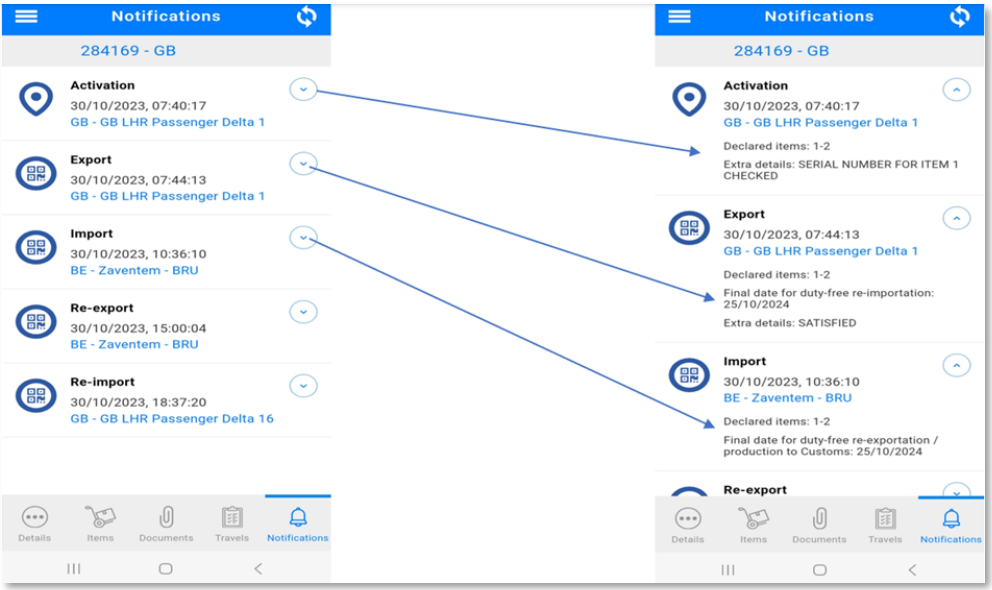

11. HOW CAN I TRIAL DIGITAL CARNETS

Your issuing Chamber will need to enable you for digital Carnets in their issuing system. You can only use digital Carnets at the ports that are involved in the digital Carnet testing: Digital Carnet Pilot (uknataco.co.uk)

Note that paper Carnet remains the only legally acceptable form of an ATA Carnet until UK completes transitioning to digital Carnets (digital Carnets are currently issued for test purposes only). Paper Carnet must always be processed first!

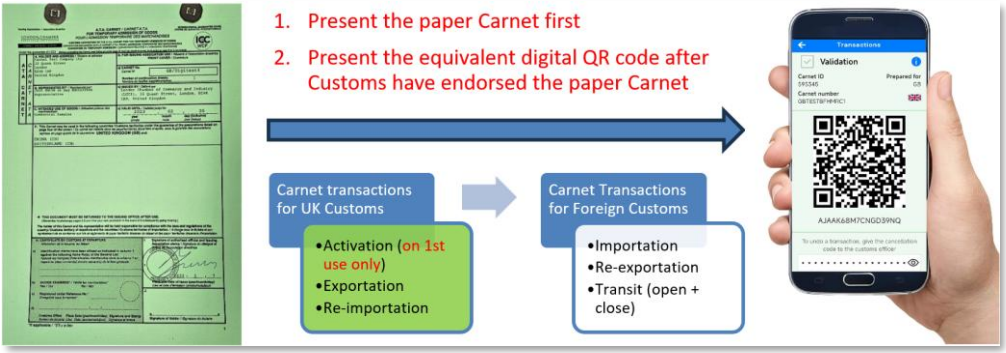

12. WHAT WILL HAPPEN WHEN I TEST DIGITAL CARNETS

Digital Carnets are currently only issued for testing purposes and must be presented to Customs after the paper Carnet has been endorsed.

- Paper Carnet must be endorsed for all legs of the journey (always present the paper Carnet first and then the digital Carnet)
- Digital Carnet can only be used at the ports which process digital Carnets (see section 11)
- Digital Carnet transactions will be visible in your ATA Carnet App but will have no legal value
- Any Digital Carnet bugs or technical problems must be reported to your issuing Chamber or UKNATACO queries@uknataco.co.uk (if possible, also send a screenshot of the problem and a brief explanation)

When using digital and paper Carnets in parallel, ensure that both Carnets are activated (validated) by HMRC on the first use and also on return to the UK.

13. WHAT WILL HAPPEN WHEN DIGITAL CARNETS GO LIVE

The type of Carnet issued will depend on whether the destination accepts digital Carnets (both digital and paper Carnets will be used for mixed itineraries)

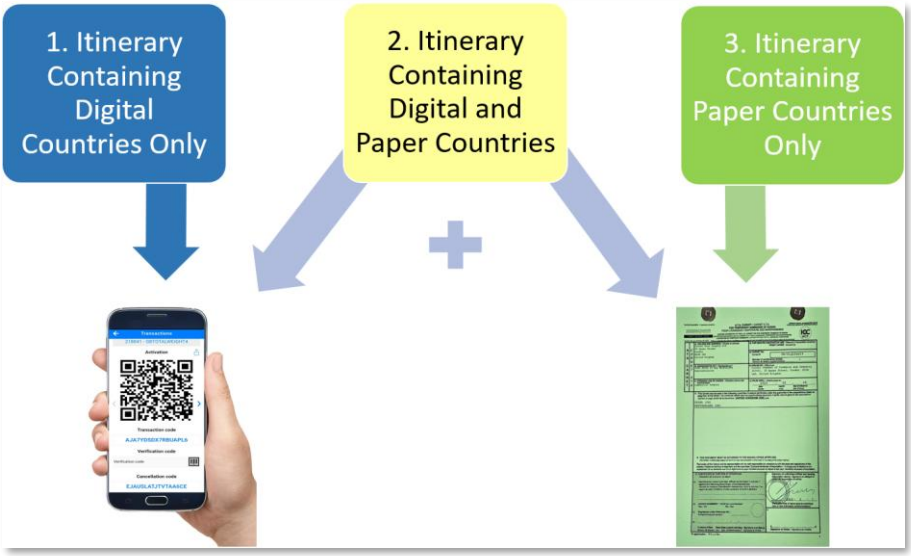

1. Itinerary involving **digital** countries only

- The Holder will use the digital Carnet both in the UK and abroad:

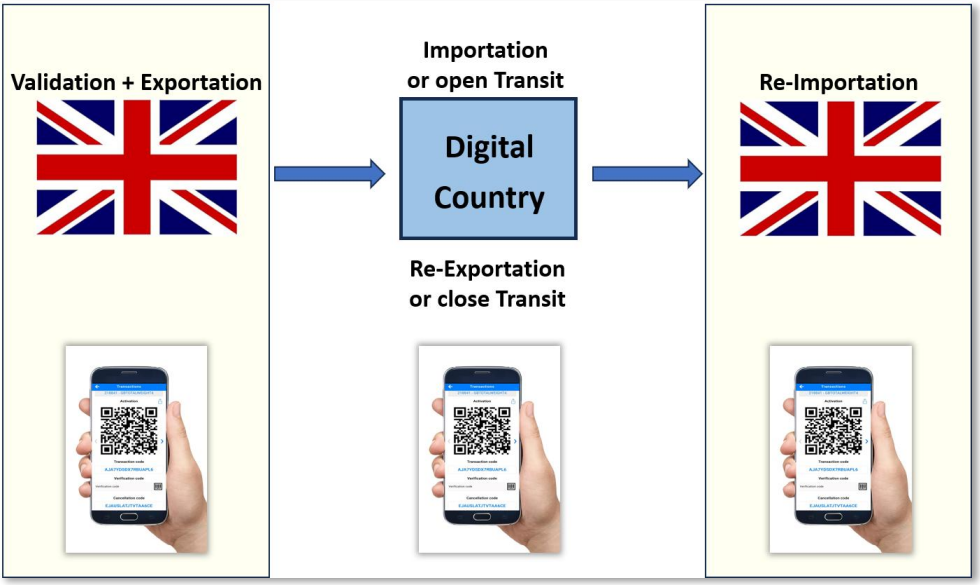

2. Itinerary involving **paper** countries only

- The Holder will use the paper Carnet both in the UK and abroad:

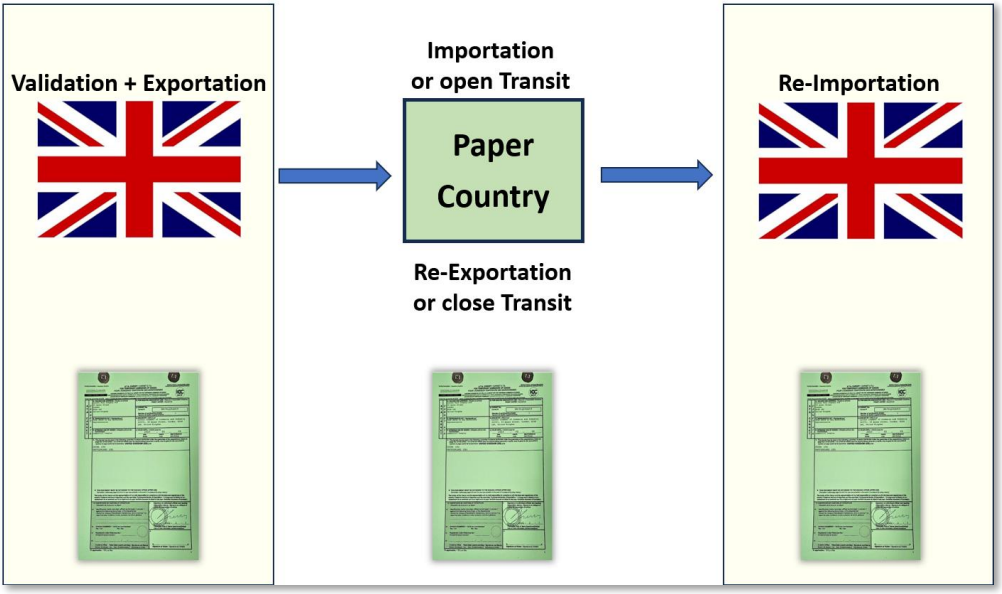

3. Itinerary involving both **digital and paper** countries

- When both digital and paper countries are involved in the itinerary, UK Customs will have to process both Carnets on export from UK and return to UK (this will be required until all the Carnet countries have completed their transition to digital Carnets)
- Use paper Carnet in paper destinations (paper countries will be shown in Box P of the Front Cover) and digital Carnet in digital destinations

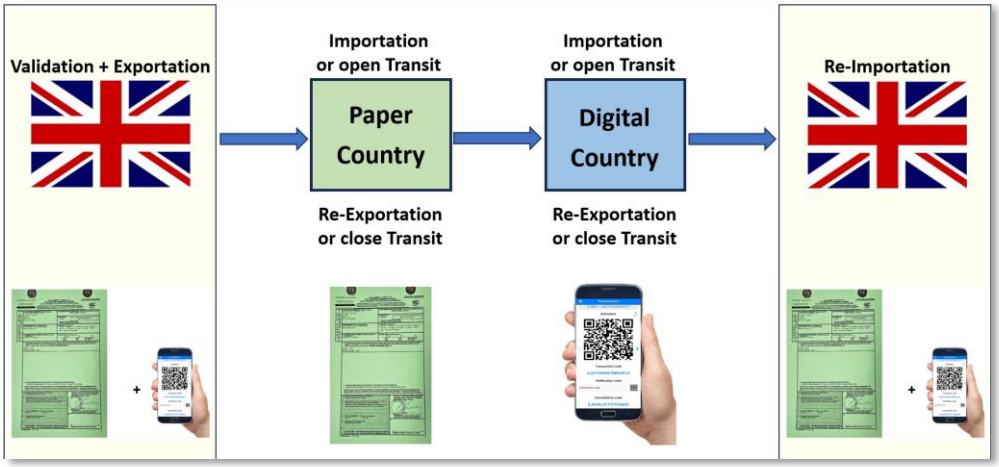

How will the Carnet User know where to use a paper or digital Carnet:

Digital destinations only:

When all the destinations in the itinerary are digital, the Issuing Chamber will only issue a Digital Carnet. Customs will process Carnet Declarations by scanning the QR code.

Paper destinations only:

When all the destinations in the itinerary are paper, the Issuing Chamber will only issue a Paper Carnet. Customs will process Carnet Declaration by endorsing the paper Carnet.

Mixed itineraries (both paper and digital destinations):

The Issuing Chamber will issue both Paper and Digital Carnets. Peper Carnet Front Cover will show all the countries in the itinerary but separated into Paper and Digital Countries. Carnet User will have to use Paper Carnet in paper destinations and Digital Carnet in digital destinations:

P. This Carnet may be used in the following countries / Customs territories under the guarantee of the associations listed on page four of the cover: / *Ce carnet est valable dans les pays/territoires douaniers ci-après, sous la garantie des associations reprises en page quatre de la couverture:* **UNITED KINGDOM (GB) and:**

PAPER DESTINATIONS

ALBANIA (AL)
ALGERIA (DZ)
ANDORRA (AD)
AUSTRALIA (AU)
AUSTRIA (AT)
BELGIUM (BE)
BOSNIA AND HERZEGOVINA (BA)
BULGARIA (BG)
CANADA (CA)
CHILE (CL)
CHINA (CN)
CROATIA (HR)
CYPRUS (CY)
CZECH REPUBLIC (CZ)
DENMARK (DK)
ESTONIA (EE)
FINLAND (FI)
FRANCE (FR)
GERMANY (DE)
GIBRALTAR (GI)
GREECE (GR)
HONG KONG, CHINA (HK)
HUNGARY (HU)
ICELAND (IS)
INDIA (IN)
INDONESIA (ID)
IRAN (IR)
IRELAND (IE)
ISRAEL (IL)
ITALY (IT)
IVORY COAST (CI)
JAPAN (JP)
KAZAKHSTAN (KZ)
KOREA (KR)
LATVIA (LV)
LEBANON (LB)
LITHUANIA (LT)
LUXEMBOURG (LU)
MACAO, CHINA (MO)
MADAGASCAR (MG)
MALAYSIA (MY)
MALTA (MT)
MAURITIUS (MU)
MEXICO (MX)
MOLDOVA (MD)

DIGITAL DESTINATIONS

MONGOLIA (MN)
MONTENEGRO (ME)
MOROCCO (MA)
NETHERLANDS (NL)
NEW ZEALAND (NZ)
NORTH MACEDONIA (MK)
NORWAY (NO)
PAKISTAN (PK)
PERU (PE)
PHILIPPINES (PH)
POLAND (PL)
PORTUGAL (PT)
ROMANIA (RO)
SAUDI ARABIA (SA)
SENEGAL (SN)
SERBIA (RS)
SINGAPORE (SG)
SLOVAKIA (SK)
SLOVENIA (SI)
SOUTH AFRICA AND SACU (ZA)
SPAIN (ES)
SRI LANKA (LK)
SWEDEN (SE)
SWITZERLAND (CH)
THAILAND (TH)
TUNISIA (TN)
TURKIYE (TR)
UNITED STATES OF AMERICA (US)

- **THIS DOCUMENT MUST BE RETURNED TO THE ISSUING OFFICE AFTER USE.**
  (Remember to photocopy pages 2,3 and 4 for your own protection in the event of it subsequently going missing.)

The holder of this Carnet and his representative will be held responsible for compliance with the laws and regulations of the country / Customs territory of departure and the countries / Customs territories of importation. / *A charge pour le titulaire et son représentant de se conformer aux lois et règlements du pays / territoire douanier de départ et des pays / territoires douaniers d'importation.*

14. WHERE CAN I GET FURTHER INFORMATION ON ATA CARNETS

UKNATACO website

Prepared by Davor Antonic-McKinley

UK NATIONAL ATA CARNET ORGANISATION (UKNATACO)

T: +44 (0)20 7203 1714 E: queries@uknataco.co.uk W: uknataco.co.uk

UKNATACO is an operational unit of the London Chamber of Commerce and Industry, 33 Queen Street, London EC4R IAP