

## **CARNET NETWORK CIRCULAR 87**

**TO:** All UK Carnet Issuing Chambers and Branches

**SUBJECT:** ATA Carnets are going digital on 1 June 2026

**DATE:** 29 January 2026 (updated on 26 May 2026)

Dear Colleague,

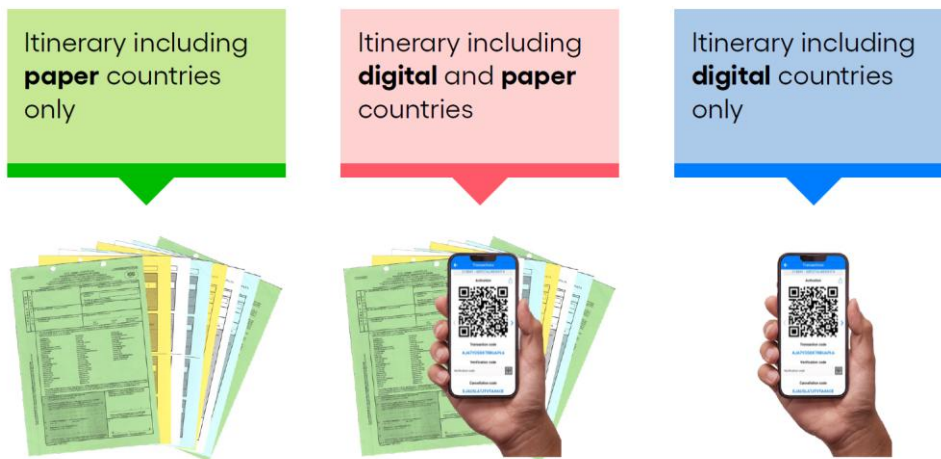
On **1 June 2026** the **United Kingdom, EU, Norway and Switzerland** (the "digital countries") will transition to the digital ATA Carnet format. This launch will mark the beginning of a global transition period during which paper and digital Carnets will coexist, allowing relevant Customs authorities worldwide time to implement digital functionality. The transition is expected to be completed by **31 December 2027**

- Note 1** Paper Carnets issued before 1 June will remain valid for use in digital countries until their expiry
- Note 2** Only digital Carnets issued on or after 1 June 2026 shall be considered as legally valid and accepted by Customs authorities
- Note 3** Digital countries have been encouraged to exercise flexibility during the transition phase, to accept paper Carnets if the trader is unable to obtain a digital Carnet or there are unforeseen technical issues.
- Note 4** Issuing Bodies are strongly advised to continue issuing paper Carnets alongside digital Carnets (for digital only itineraries), following the launch, to ensure that holders have a reliable fallback option in cases where the digital Carnet cannot be processed. Any such Carnets must clearly be marked with "For contingency purposes only". UKNATACO will advise when backup paper Carnets will no longer be required, based on the feedback from the users and colleagues abroad
- Note 5** Issuing Bodies must ensure that their issuing procedures on 29 May 2026 are aligned with their issuing system provider to prevent any May approved carnets from being treated as digitally issued carnets when the updated platform goes live at **7:00am on Monday 1 June 2026**.

### **What Happens Next**

The launch on 1 June 2026 marks the beginning of a global transition in which paper and digital Carnets will coexist until all participating customs authorities are fully equipped to handle the digital format. Over time, digital format will become the standard worldwide. This means that the type of the Carnet issued (during the transition period) will depend on the Itinerary:

## When to use paper Carnet or digital Carnet during the transition?



### ATA Carnets involving paper destinations only:

- The Chamber will issue only the paper Carnet. All transactions will be done using the paper document as it is the case today

### ATA Carnets involving digital destinations only:

- The Chamber will issue a digital Carnet\* (by releasing the Carnet ID and Password to the applicant). The applicant uses ATA Carnet App (ACA) or ATA Carnet Desktop App (ACD) to create Travels. Customs transactions are done by presenting the relevant QR Code to the Officer. **\*Chambers will also issue backup paper Carnets as fallback after the launch.**

### ATA Carnets involving paper and digital destinations:

- The Chamber will issue both the paper and digital Carnet. The user will need to present paper Carnet at paper destinations and digital Carnet at digital destinations (the ATA Carnet Front Cover will separate countries into paper and digital for ease of reference)

## UK CUSTOMS

## FOREIGN CUSTOMS

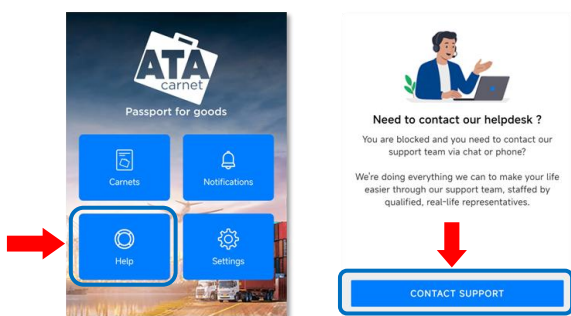
	Validation (on 1 <sup>st</sup> use only)	Exportation	Re-Importation	Importation	Re-exportation	Transit (Open + Close)
All countries in the itinerary are digital (only Carnets issued after 1 June 2026 will be accepted)						
All countries in the itinerary are paper						
Mixed itinerary - digital and paper countries	AND	AND	AND	Use in the DIGITAL country Use in the PAPER country	Use in the DIGITAL country Use in the PAPER country	Use in the DIGITAL country Use in the PAPER country

## Action to be taken by the Issuing Chambers for the 1 June 2026 launch:

1. Ensure that you are clear on what issuing system changes will be implemented for the 1 June launch and that issuing staff know how to correctly issue different Carnet formats
2. Ensure that for each digital Carnet issued, the issuing system received the PIN and that the Carnet is in the Core. Request missing PINs from UKNATACO [queries@uknataco.co.uk](mailto:queries@uknataco.co.uk)
3. Ensure that a correct Carnet format (+ backup paper Carnet) is issued for the itinerary
4. Ensure that customers are clear on what type of ATA Carnet they should be using at the destination and that they know how to prepare paper and / or digital declarations
5. Carnet users should be encouraged to have a QR code printout as backup (especially drivers using Roro Ports and IBFs)
6. Ensure that the customer is given correct guidance:
  - Important Notes for Carnet Users – [General Instruction Sheet](#)
  - Important Notes for Carnet Users – [Paper Carnets](#)
  - Important Notes for Carnet Users – [Digital Carnets](#)
  - Important Notes for [Drivers and Hauliers](#)
  - Detailed Guide - [Practical Guide to Digital Carnets](#)
7. Encourage customers to provide feedback on their experience of having digital Carnets processed at different ports (please share with UKNATACO [queries@uknataco.co.uk](mailto:queries@uknataco.co.uk))
8. Help and Technical support are built into the apps:

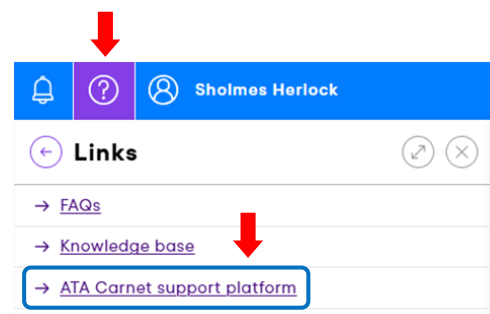
### ATA Carnet App:

Click on the Help Icon and then on Contact Support:



### ATA Carnet Desktop:

Click on "?", then Links and Support Platform



Telephone: +41 58 440 1510 (for urgent or operationally critical issues only)

Yours sincerely,

**Davor Antonic-Mckinley**

**Head of ATA Carnet Procedures and Compliance**